

Modular Cooking Range Line EVO900 Electric Induction Wok - 400mm

ITEM # _____

MODEL # _____

NAME # _____

SIS # _____

AIA # _____



392353 (Z9INEDW00P)

 Electric single induction wok -
HP (5 kW)

Short Form Specification

Item No. _____

Heavy duty glass ceramic wok bowl powered by a 5 kW inductor with overheating safety device. Induction top to maximize heat transfer to the food and reduce energy consumption in stand-by mode. Unit features Pan Detections system: inductor is activated only when an induction-friendly wok pan is placed on the bowl. Side and rear panels of unit entirely in AISI 304 stainless steel with Scotch Brite finish. Extra strength work top in heavy duty 2 mm AISI 304 stainless steel. Right-angled side edges to allow flush-fitting junction between units.

Main Features

- IPX5 water protection.
- Heavy duty glass-ceramic wok bowl
- 5kW inductor endowed with overheating safety device.
- Reduced heat emission in the work environment.
- Pan detection system - the inductor is switched on only when an induction-friendly wok pan is placed on the bowl.
- Pots diameter to be used : min 12cm, max 28 cm in order to obtain maximum heating efficiency.
- Suitable for countertop installation.

Construction

- Model has right-angled side edges to allow flush fitting joints between units, eliminating gaps and possible dirt traps.
- AISI 304 stainless steel worktop, 2mm thick.
- All exterior panels in Stainless Steel with Scotch Brite finishing.
- All the functional components are accessible via the front of the appliance.
- Side and rear panel in AISI 304 stainless steel.

Sustainability

- High efficiency (up to 90%) induction heating system maximizes the heat transferred to the food and reduces energy consumption in stand-by mode.
- This model is compliant with Swiss Energy Efficiency Ordinance (730.02).

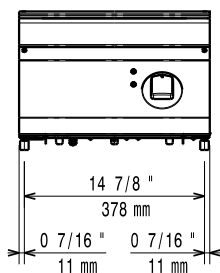
Optional Accessories

- | | | |
|---------------------------------------------------------------|------------|--------------------------|
| • Junction sealing kit | PNC 206086 | <input type="checkbox"/> |
| • Support for bridge type installation, 800 mm | PNC 206137 | <input type="checkbox"/> |
| • Support for bridge type installation, 1000 mm | PNC 206138 | <input type="checkbox"/> |
| • Support for bridge type installation, 1200 mm | PNC 206139 | <input type="checkbox"/> |
| • Support for bridge type installation, 1400 mm | PNC 206140 | <input type="checkbox"/> |
| • Support for bridge type installation, 1600 mm | PNC 206141 | <input type="checkbox"/> |
| • Support for bridge type installation, 400 mm | PNC 206154 | <input type="checkbox"/> |
| • Induction Wok pan with wooden handle (diam. 360mm) | PNC 910613 | <input type="checkbox"/> |
| • Stainless steel wok pan, design in line with wok cuvette | PNC 911000 | <input type="checkbox"/> |
| • Non-stick wok pan, design in line with wok cuvette | PNC 911003 | <input type="checkbox"/> |
| • Induction Wok pan with stainless steel handle (diam. 360mm) | PNC 911587 | <input type="checkbox"/> |
| • Stainless steel lid for wok pan, diameter 360 mm | PNC 911588 | <input type="checkbox"/> |

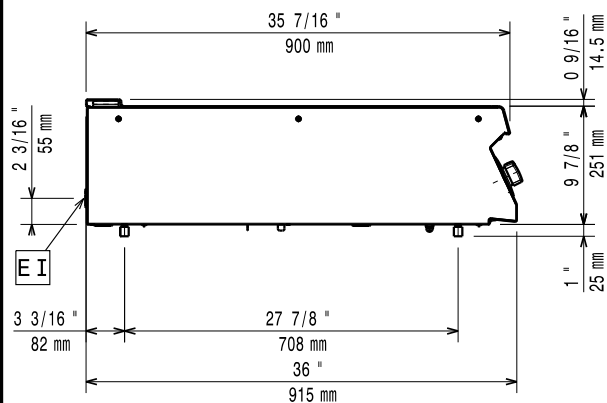
APPROVAL: _____

Modular Cooking Range Line EVO900 Electric Induction Wok - 400mm

Front



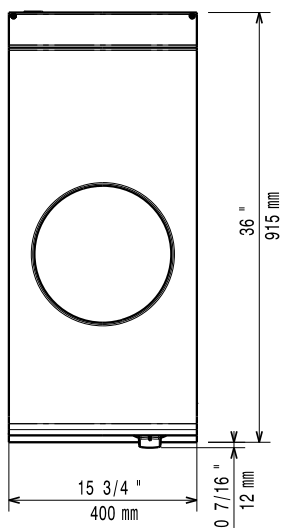
Side



El = Electrical inlet (power)

EQ = Equipotential screw

Top



Electric

Supply voltage:	380-400 V/3 ph/50/60 Hz
Predisposed for:	380-400V 3~ 50/60Hz 5kW
Total Watts:	5 kW

Key Information:

Induction compatible pots & pans must be used.

External dimensions, Width:	400 mm
External dimensions, Depth:	900 mm
External dimensions, Height:	250 mm
Net weight:	30 kg
Certification group:	N9CIN
Back Plates dimensions:	Ø 300
Induction Top Dimensions (width):	400 mm
Induction Top Dimensions (depth):	900 mm